

M55 Schubstangen-Pneumatikspanner


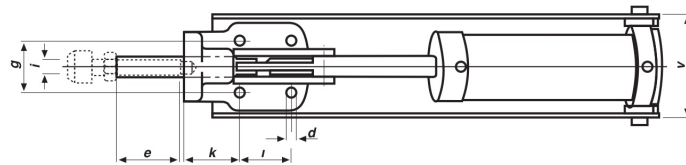
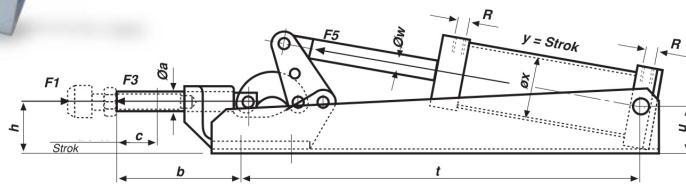
P55

Push type pneumatic toggle clamp

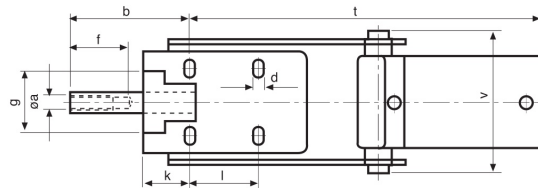
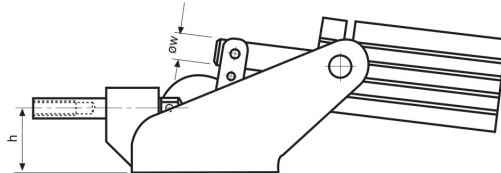
Heavy version for long working life. Fitted with double-acting pneumatic cylinder with flow-restriction drillings for reduced speed anodised, assembled and ready to connect. Materials; console galvanized and passivated, clamp body is malleable iron casting, painted. Toggle parts and push rod are heat-treated steel, galvanized and passivated. Rivet is stainless steel. Bearings are pre-lubricated.



Size : 5,7



Size : 3



Size	F1*** (kN)	F2 (kN)	F3* (kN)	hs**			
3	4.0	2.5	0.75	0.8	85	320	M8 x 35 2000
5	10.0	5.0	1.0	2.2	115	450	M12 x 50 3500
7	25.0	10	1.0	4.5	150	533	M12 x 50 7680

*F3 + F4 = Max. Haltekraft bei 6 / Max. Holding capacity at 6 bar
**hs = Luftverbrauch pro Doppelhub bei 6 bar (dm³) / Air consumption per double stroke at 6 bar (dm³)
***F1 / F2 = Haltekraft

Size	øa	b	c	ød	e	f	g	h	i	k	l	t	u	v	øw	øx*	Strok y	R
3	12	70	20	6.5	30	94.5	36	35	M8	28	40	210	62	74.5	16	40	100	G 1/8
5	16	86	29	8.5	45	125	54.5	45.5	M12	45	75	334	37.5	83	16	50	100	G 1/8
7	22	105	36	11	50	125	54.5	59	M12	44	101	450	49	112	16	63	125	G 1/4

Kolbendurchmesser x = F5 : Notwendiges Zylinderdurchmesser für die angegebene Kraft bei 6 bar